



ASBK.COM.AU f t i y

# Official ASBK Test : Phillip Island : February 2 & 3

## KAWASAKI SUPERBIKE

### Practice 3

Date: 02/02/19  
Event: P11  
Weather: Sunny - Temp: 29.6C  
Track: Dry - Temp: 57.0C

Started at: 13:55:12  
Laps: 25 Min  
Starters: 24  
Printed at: 14:23


### CLASSIFICATION

Pos	No	Name	Machine	Fastest Lap	On Lap	Behind Prev	Behind Leader	Top Speed
1	32	Troy BAYLISS (QLD)	Ducati Panigale FE	1:33.106	7 of 8			291
2	21	Josh WATERS (VIC) / Team Suzuki ECSTAR / Pirelli / Motul / Airroad / Suzuki Finance & Ins.	Suzuki GSX-R EL R	1:33.704	3 of 10	.598	.598	288
3	1	Troy HERFOSS (QLD) / Penrite Honda Racing / Morris Finance / Elite Roads / NGK / Snap On	Honda CBR RR SP	1:33.817	2 of 11	.113	.711	288
4	47	Wayne MAXWELL (VIC) / Team Suzuki ECSTAR / Pirelli / Motul / Airroad / Suzuki Finance & Ins.	Suzuki GSX-R EL R	1:33.947	8 of 10	.130	.841	288
5	65	Cru HALLIDAY (NSW) / Yamaha Racing Team	Yamaha YZF-R1	1:33.955	2 of 10	.008	.849	289
6	28	Aiden WAGNER (QLD)	Yamaha YZF-R1	1:34.020	2 of 14	.065	.914	290
7	67	Bryan STARING (WA) / Kawasaki Bcperformance	Kawasaki ZX10RR	1:34.049	8 of 11	.029	.943	296
8	25	Daniel FALZON (SA) / Yamaha Racing Team	Yamaha YZF-R1	1:34.394	4 of 10	.345	1.288	289
9	14	Glenn ALLERTON (NSW) / NextGen Motorsports / Alpine Performance	BMW S RR	1:34.436	6 of 6	.042	1.330	289
10	30	Mark CHIODO (VIC) / Penrite Honda Racing / Morris Finance / Elite Roads / NGK / Snap On	Honda CBR RR SP	1:34.720	5 of 7	.284	1.614	283
11	8	Alex PHILLIS (VIC) / Team Suzuki Ecstar	Suzuki GSXR	1:34.933	3 of 9	.213	1.827	291
12	29	Ted COLLINS (VIC)	BMW S RR	1:35.153	4 of 12	.220	2.047	292
13	33	Sloan FROST (VIC)	Suzuki GSX-R	1:35.339	3 of 8	.186	2.233	292
14	46	Mike JONES (QLD)	Kawasaki ZX10RR	1:35.638	8 of 11	.299	2.532	294
15	61	Arthur SISIS (SA) / Hoey Suspensions / Allan Morrison	Suzuki GSXR RL7	1:35.672	2 of 5	.034	2.566	290
16	22	Lachlan EPIS (NSW) / Kawasaki Bcperformance	Kawasaki ZX10RR	1:35.793	9 of 9	.121	2.687	288
17	41	Max CROKER (NSW) / Mladin Racing / Yoshimura / Suzuki / AGV Sport / X-lite / Motorex Aust.	Suzuki GSX-R	1:35.860	2 of 7	.067	2.754	286
18	168	Glenn SCOTT (NSW) / GSR Kawasaki	Kawasaki ZX10RR	1:35.927	2 of 12	.067	2.821	293
19	82	Ryan YANKO (QLD)	Ducati 1299	1:37.462	4 of 10	1.535	4.356	285
20	92	Patrick LI (VIC) / Motogo / RS Taichi	Yamaha YZF-R1	1:37.891	4 of 4	.429	4.785	287
21	11	Phil CZAJ (VIC) / Eco Light Up / 11Motorsport / Liqui Moly / X-Lite / SC Project Exhaust	Aprilia RSV4 RFW	1:38.295	4 of 14	.404	5.189	278
22	23	Heath GRIFFIN (NSW) / Russell Symes and Company	Suzuki GSX-R	1:40.025	5 of 9	1.730	6.919	273
23	44	Will DAVIDSON (NSW) / YRD / WD Racing	Yamaha YZF-R1	1:40.123	4 of 8	.098	7.017	275
24	36	Murray CLARK (QLD) / Addicted to Track	BMW S RR	1:40.806	8 of 8	.683	7.700	263

Current best lap for SBK class - 1:32.096 by Wayne MAXWELL (VIC) on a Yamaha YZF-R1 set on 13/10/18

*Scott Laing*  
Chief Time Keeper - Scott Laing

Clerk of Course - Simon Maas



Computime Race Timing Systems Pty Ltd © 1996  
Licensed to Computime Race Timing Systems

[www.computime.com.au](http://www.computime.com.au)

COMPUTIME RACE TIMING SYSTEMS PTY LTD





ASBK.COM.AU f t i y

# Official ASBK Test : Phillip Island : February 2 & 3

## KAWASAKI SUPERBIKE

### Practice 3

Date: 02/02/19  
Event: P11  
Weather: Sunny - Temp: 29.6C  
Track: Dry - Temp: 57.0C


Started at: 13:55:12  
Laps: 25 Min  
Starters: 24  
Printed at: 14:23

### LAP TIMES

No	Name	Lap 1	Lap 2	Lap 3	Lap 4	Lap 5	Lap 6	Lap 7	Lap 8	Lap 9	Lap 10
1	Troy HERFOSS (QLD)	1:50.587	<b>1:33.817</b>	1:33.846	2:46.759	1:44.927	1:34.532	1:34.090	3:14.507	1:43.479	1:34.755
	10	1:34.367									
8	Alex PHILLIS (VIC)	1:56.561	1:35.862	<b>1:34.933</b>	1:36.654	1:36.144	7:45.692	1:49.704	1:35.856	1:36.070	
11	Phil CZAJ (VIC)	1:49.709	1:39.303	1:38.868	<b>1:38.295</b>	2:50.633	1:58.017	1:39.198	1:39.053	1:39.087	1:38.947
	10	1:39.238	1:39.228	1:38.904	1:38.912						
14	Glenn ALLERTON (NSW)	1:58.122	1:36.205	10:27.342	1:55.109	1:34.451	<b>1:34.436</b>				
21	Josh WATERS (VIC)	2:03.928	1:34.517	<b>1:33.704</b>	1:33.715	7:20.106	1:50.320	1:34.399	1:33.837	1:41.995	1:34.101
22	Lachlan EPIS (NSW)	1:45.586	1:37.796	1:37.197	1:36.893	9:37.120	1:53.103	1:36.438	1:47.992	<b>1:35.793</b>	
23	Heath GRIFFIN (NSW)	1:56.474	1:43.594	1:41.349	1:41.020	<b>1:40.025</b>	1:40.891	1:43.464	1:43.196	1:41.596	
25	Daniel FALZON (SA)	1:46.604	1:34.628	1:35.801	<b>1:34.394</b>	1:34.471	1:34.441	3:00.271	1:45.020	1:34.853	1:45.525
28	Aiden WAGNER (QLD)	1:48.491	<b>1:34.020</b>	1:34.293	1:38.121	1:39.562	2:48.965	1:42.506	1:34.462	1:34.878	2:54.952
	10	1:44.772	1:34.849	1:35.061	1:34.768						
29	Ted COLLINS (VIC)	1:49.536	1:36.008	1:35.978	<b>1:35.153</b>	1:45.913	1:35.440	1:37.942	1:35.331	3:09.211	3:13.105
	10	1:51.850	1:35.786								
30	Mark CHiodo (VIC)	1:46.101	1:34.870	1:35.029	1:34.949	<b>1:34.720</b>	6:14.535	1:48.963			
32	Troy BAYLISS (QLD)	1:50.140	1:41.416	1:34.496	1:34.784	9:55.768	1:49.846	<b>1:33.106</b>	1:33.260		
33	Sloan FROST (VIC)	2:10.241	1:35.551	<b>1:35.339</b>	1:35.518	3:02.895	1:45.169	1:35.771	1:35.946		
36	Murray CLARK (QLD)	1:51.843	1:41.923	1:41.844	1:40.857	1:41.643	1:40.998	1:40.934	<b>1:40.806</b>		
41	Max CROKER (NSW)	1:49.441	<b>1:35.860</b>	1:37.167	7:46.414	1:50.519	1:37.357	1:37.000			
44	Will DAVIDSON (NSW)	1:50.658	1:47.204	1:40.575	<b>1:40.123</b>	1:42.879	1:42.543	1:44.866	1:46.781		
46	Mike JONES (QLD)	1:46.497	1:36.164	4:52.166	1:48.713	1:36.811	1:35.901	1:35.858	<b>1:35.638</b>	3:17.514	1:45.162
	10	1:35.850									
47	Wayne MAXWELL (VIC)	1:44.294	1:35.423	1:35.233	1:34.361	4:56.590	1:44.086	1:34.325	<b>1:33.947</b>	1:34.298	1:34.148
61	Arthur SISSIS (SA)	1:43.303	<b>1:35.672</b>	1:36.791	1:35.826	1:36.159					
65	Cru HALLIDAY (NSW)	2:02.126	<b>1:33.955</b>	1:34.381	3:50.333	1:50.129	1:39.683	1:34.287	1:34.232	1:34.016	1:34.234
67	Bryan STARING (WA)	1:48.953	1:35.744	1:34.710	1:34.358	8:02.561	1:46.132	1:34.471	<b>1:34.049</b>	1:38.330	1:36.254
	10	1:34.520									
82	Ryan YANKO (QLD)	1:45.693	1:38.407	1:53.110	<b>1:37.462</b>	1:37.464	5:47.065	1:59.861	1:39.199	1:37.548	1:37.513
92	Patrick LI (VIC)	1:48.527	1:38.852	1:38.882	<b>1:37.891</b>						
168	Glenn SCOTT (NSW)	1:47.710	<b>1:35.927</b>	1:36.136	1:36.333	1:36.516	1:36.237	6:28.764	1:51.379	1:36.053	1:36.477
	10	1:36.677	1:36.559								

*Scott Laing*  
Chief Time Keeper - Scott Laing

.....  
Clerk of Course - Simon Maas



Computime Race Timing Systems Pty Ltd © 1996  
Licensed to Computime Race Timing Systems  
[www.computime.com.au](http://www.computime.com.au)

COMPUTIME RACE TIMING SYSTEMS PTY LTD



ASBK.COM.AU f t i y

## Official ASBK Test : Phillip Island : February 2 & 3

### KAWASAKI SUPERBIKE

#### Practice 3

Date: 02/02/19  
 Event: P11  
 Weather: Sunny - Temp: 29.6C  
 Track: Dry - Temp: 57.0C


Started at: 13:55:12  
 Laps: 25 Min  
 Starters: 24  
 Printed at: 14:23

#### SPLIT TIMES

Lap	Split 1	Split 2	Split 3	Split 4	Lap Time	Spd	Lap	Split 1	Split 2	Split 3	Split 4	Lap Time	Spd
<b>1 Troy HERFOSS (QLD) (3rd)</b>							12	23.787	28.892	18.834	27.715	1:39.228	271
1	31.532	29.222	18.837	30.996	1:50.587 P		13	23.894	28.701	18.697	27.612	1:38.904	271
2	22.643	27.237	<b>17.808</b>	<b>26.129</b>	<b>1:33.817</b>	288	14	23.755	28.906	18.692	27.559	1:38.912	270
3	<b>22.526</b>	<b>27.097</b>	17.899	26.324	1:33.846	288	<b>14 Glenn ALLERTON (NSW) (9th)</b>						
4	24.017	27.520	18.135	1:37.087	2:46.759	287	1	39.857	32.308	18.720	27.237	1:58.122 P	
5	30.642	29.464	18.195	26.626	1:44.927 P		2	23.009	28.120	18.277	26.799	1:36.205	287
6	22.596	27.425	17.940	26.571	1:34.532	285	3	23.364	29.472	19.691	9:14.815	10:27.342	289
7	22.563	27.212	17.852	26.463	1:34.090	286	4	33.524	36.380	18.519	26.686	1:55.109 P	
8	23.398	27.803	18.373	2:04.933	3:14.507	285	5	22.843	27.089	18.117	<b>26.402</b>	1:34.451	281
9	30.536	28.005	18.167	26.771	1:43.479 P		6	<b>22.620</b>	<b>27.085</b>	<b>17.923</b>	26.808	<b>1:34.436</b>	286
10	22.642	27.495	18.032	26.586	1:34.755	286	<b>21 Josh WATERS (VIC) (2nd)</b>						
11	22.581	27.243	17.900	26.643	1:34.367	287	1	39.161	34.822	22.521	27.424	2:03.928 P	
<b>8 Alex PHILLIS (VIC) (11th)</b>							2	22.864	27.292	17.905	26.456	1:34.517	285
1	31.956	34.732	19.770	30.103	1:56.561 P		3	22.506	<b>27.024</b>	<b>17.788</b>	26.386	<b>1:33.704</b>	286
2	22.927	27.776	<b>18.215</b>	26.944	1:35.862	291	4	<b>22.382</b>	27.179	17.800	26.354	1:33.715	288
3	<b>22.658</b>	<b>27.456</b>	18.339	<b>26.480</b>	<b>1:34.933</b>	291	5	23.494	28.733	20.616	6:07.263	7:20.106	287
4	23.516	27.849	18.423	26.866	1:36.654	279	6	34.133	30.526	18.771	26.890	1:50.320 P	
5	22.871	27.949	18.467	26.857	1:36.144	290	7	22.747	27.275	18.024	26.353	1:34.399	284
6	23.335	28.821	19.108	6:34.428	7:45.692	286	8	22.535	27.124	17.880	<b>26.298</b>	1:33.837	286
7	30.386	32.629	19.623	27.066	1:49.704 P		9	22.534	32.601	19.861	26.999	1:41.995	286
8	22.887	27.652	18.435	26.882	1:35.856	287	10	22.555	27.231	17.903	26.412	1:34.101	287
9	22.923	27.619	18.501	27.027	1:36.070	285	<b>22 Lachlan EPIS (NSW) (16th)</b>						
<b>11 Phil CZAJ (VIC) (21th)</b>							1	30.810	28.877	18.746	27.153	1:45.586 P	
1	32.736	30.302	19.107	27.564	1:49.709 P		2	23.732	28.386	18.492	27.186	1:37.796	286
2	24.065	29.020	18.717	27.501	1:39.303	272	3	23.498	27.859	18.639	27.201	1:37.197	288
3	23.617	28.892	18.694	27.665	1:38.868	274	4	23.344	27.833	18.504	27.212	1:36.893	287
4	<b>23.471</b>	<b>28.609</b>	18.720	27.495	<b>1:38.295</b>	276	5	23.032	27.869	19.124	8:27.095	9:37.120	287
5	23.971	28.720	<b>18.654</b>	1:39.288	2:50.633	278	6	32.180	33.376	19.750	27.797	1:53.103 P	
6	38.050	32.615	19.341	28.011	1:58.017 P		7	23.142	27.666	18.437	27.193	1:36.438	283
7	23.973	29.034	18.678	27.513	1:39.198	274	8	23.298	30.219	22.345	32.130	1:47.992	283
8	23.969	28.645	18.768	27.671	1:39.053	273	9	<b>22.962</b>	<b>27.547</b>	<b>18.332</b>	<b>26.952</b>	<b>1:35.793</b>	284
9	23.593	29.112	18.826	27.556	1:39.087	271	<b>23 Heath GRIFFIN (NSW) (22th)</b>						
10	23.742	28.944	18.771	<b>27.490</b>	1:38.947	274							
11	23.914	28.855	18.874	27.595	1:39.238	271							

*Scott Laing*  
 Chief Time Keeper - Scott Laing

Clerk of Course - Simon Maas



Computime Race Timing Systems Pty Ltd © 1996  
 Licensed to Computime Race Timing Systems  
[www.computime.com.au](http://www.computime.com.au)

COMPUTIME RACE TIMING SYSTEMS PTY LTD



ASBK.COM.AU f t i y

## Official ASBK Test : Phillip Island : February 2 & 3

### KAWASAKI SUPERBIKE

#### Practice 3

Date: 02/02/19  
 Event: P11  
 Weather: Sunny - Temp: 29.6C  
 Track: Dry - Temp: 57.0C



Started at: 13:55:12  
 Laps: 25 Min  
 Starters: 24  
 Printed at: 14:23

#### SPLIT TIMES

Lap	Split 1	Split 2	Split 3	Split 4	Lap Time	Spd	Lap	Split 1	Split 2	Split 3	Split 4	Lap Time	Spd
1	34.312	32.107	20.655	29.400	1:56.474 P		14	22.659	27.323	17.960	26.826	1:34.768	283
2	25.281	30.057	19.691	28.565	1:43.594	257							
3	24.530	29.234	19.567	28.018	1:41.349	267	<b>29 Ted COLLINS (VIC) (12th)</b>						
4	24.510	28.946	19.543	28.021	1:41.020	265	1	33.978	29.595	18.820	27.143	1:49.536 P	
5	<b>24.172</b>	<b>28.905</b>	<b>19.041</b>	<b>27.907</b>	<b>1:40.025</b>	273	2	23.037	27.905	18.505	26.561	1:36.008	282
6	24.335	29.243	19.253	28.060	1:40.891	267	3	<b>22.674</b>	27.765	18.205	27.334	1:35.978	292
7	24.908	30.205	19.738	28.613	1:43.464	272	4	22.896	27.735	<b>18.079</b>	<b>26.443</b>	<b>1:35.153</b>	278
8	24.376	30.675	19.520	28.625	1:43.196	273	5	22.968	37.281	18.496	27.168	1:45.913	291
9	24.466	29.281	19.389	28.460	1:41.596	270	6	22.888	27.821	18.202	26.529	1:35.440	282
							7	23.521	29.094	18.626	26.701	1:37.942	283
<b>25 Daniel FALZON (SA) (8th)</b>							8	22.853	<b>27.669</b>	18.206	26.603	1:35.331	283
1	32.490	28.565	18.720	26.829	1:46.604 P		9	23.821	32.243	19.079	1:54.068	3:09.211	276
2	22.722	27.380	18.127	<b>26.399</b>	1:34.628	283	10	37.531	30.791	18.503	1:46.280	3:13.105 P	
3	<b>22.409</b>	27.912	18.315	27.165	1:35.801	287	11	37.034	29.604	18.321	26.891	1:51.850 P	
4	22.665	27.300	<b>17.947</b>	26.482	<b>1:34.394</b>	289	12	22.881	27.852	18.289	26.764	1:35.786	281
5	22.411	<b>27.214</b>	18.111	26.735	1:34.471	287							
6	22.486	27.268	18.051	26.636	1:34.441	287	<b>30 Mark CHIODO (VIC) (10th)</b>						
7	23.711	28.643	18.576	1:49.341	3:00.271	281	1	32.273	28.819	18.202	26.807	1:46.101 P	
8	31.374	27.993	18.643	27.010	1:45.020 P		2	22.701	27.477	<b>17.987</b>	26.705	1:34.870	282
9	22.633	27.316	18.218	26.686	1:34.853	282	3	<b>22.543</b>	27.502	18.072	26.912	1:35.029	283
10	23.979	35.698	18.954	26.894	1:45.525	284	4	22.691	27.501	18.085	<b>26.672</b>	1:34.949	281
							5	22.558	<b>27.365</b>	18.040	26.757	<b>1:34.720</b>	282
							6	22.687	5:51.848			6:14.535	281
<b>28 Aiden WAGNER (QLD) (6th)</b>							7	33.506	29.382	18.957	27.118	1:48.963 P	
1	31.464	29.422	18.816	28.789	1:48.491 P								
2	22.672	<b>27.118</b>	17.840	<b>26.390</b>	<b>1:34.020</b>	286							
3	<b>22.558</b>	27.185	<b>17.820</b>	26.730	1:34.293	285	<b>32 Troy BAYLISS (QLD) (1st)</b>						
4	25.579	27.381	18.106	27.055	1:38.121	285	1	35.579	29.089	18.586	26.886	1:50.140 P	
5	22.702	27.523	18.592	30.745	1:39.562	286	2	22.669	29.039	21.333	28.375	1:41.416	291
6	22.785	29.402	18.292	1:38.486	2:48.965	290	3	22.524	27.150	18.415	26.407	1:34.496	290
7	30.180	27.739	17.959	26.628	1:42.506 P		4	22.447	27.221	18.137	26.979	1:34.784	291
8	22.629	27.376	17.923	26.534	1:34.462	286	5	25.392	31.206	19.606	8:39.564	9:55.768	278
9	22.763	27.392	18.131	26.592	1:34.878	285	6	33.880	31.384	18.189	26.393	1:49.846 P	
10	23.137	27.943	18.581	1:45.291	2:54.952	282	7	<b>22.223</b>	<b>27.021</b>	<b>17.724</b>	26.138	<b>1:33.106</b>	289
11	32.773	27.461	18.017	26.521	1:44.772 P		8	22.278	27.109	17.768	<b>26.105</b>	1:33.260	290
12	22.663	27.402	17.944	26.840	1:34.849	286							
13	22.843	27.465	18.024	26.729	1:35.061	283	<b>33 Sloan FROST (VIC) (13th)</b>						

*Scott Laing*  
 Chief Time Keeper - Scott Laing

Clerk of Course - Simon Maas



Computime Race Timing Systems Pty Ltd © 1996  
 Licensed to Computime Race Timing Systems  
[www.computime.com.au](http://www.computime.com.au)

COMPUTIME RACE TIMING SYSTEMS PTY LTD



ASBK.COM.AU f t i y

## Official ASBK Test : Phillip Island : February 2 & 3

### KAWASAKI SUPERBIKE

#### Practice 3

Date: 02/02/19  
 Event: P11  
 Weather: Sunny - Temp: 29.6C  
 Track: Dry - Temp: 57.0C


Started at: 13:55:12  
 Laps: 25 Min  
 Starters: 24  
 Printed at: 14:23

#### SPLIT TIMES

Lap	Split 1	Split 2	Split 3	Split 4	Lap Time	Spd	Lap	Split 1	Split 2	Split 3	Split 4	Lap Time	Spd
1	33.483	46.951	19.162	30.645	2:10.241 P		8	24.923	32.669	20.692	28.497	1:46.781	271
2	22.930	27.824	18.272	<b>26.525</b>	1:35.551	286							
3	<b>22.786</b>	27.568	18.299	26.686	<b>1:35.339</b>	292	<b>46 Mike JONES (QLD) (14th)</b>						
4	23.121	<b>27.403</b>	18.270	26.724	1:35.518	292	1	31.571	29.514	18.752	26.660	1:46.497 P	
5	28.415	34.439	19.536	1:40.505	3:02.895	287	2	23.298	27.904	18.426	<b>26.536</b>	1:36.164	291
6	31.357	28.364	18.545	26.903	1:45.169 P		3	22.993	27.937	18.212	3:43.024	4:52.166	294
7	23.037	27.528	18.360	26.846	1:35.771	284	4	30.287	32.809	18.488	27.129	1:48.713 P	
8	22.981	27.751	<b>18.227</b>	26.987	1:35.946	283	5	23.062	28.868	<b>18.210</b>	26.671	1:36.811	287
							6	<b>22.753</b>	27.900	18.328	26.920	1:35.901	289
<b>36 Murray CLARK (QLD) (24th)</b>							7	22.921	27.858	18.323	26.756	1:35.858	286
1	32.739	30.774	19.696	28.634	1:51.843 P		8	22.912	<b>27.716</b>	18.272	26.738	<b>1:35.638</b>	286
2	24.578	29.803	19.472	28.070	1:41.923	247	9	23.218	27.959	18.690	2:07.647	3:17.514	290
3	24.810	29.487	19.426	28.121	1:41.844	247	10	31.609	28.431	18.327	26.795	1:45.162 P	
4	<b>24.292</b>	29.222	19.384	27.959	1:40.857	262	11	22.974	27.853	18.299	26.724	1:35.850	286
5	24.916	29.158	19.286	28.283	1:41.643	248							
6	24.426	29.277	19.290	28.005	1:40.998	263	<b>47 Wayne MAXWELL (VIC) (4th)</b>						
7	24.408	29.071	19.565	<b>27.890</b>	1:40.934	258	1	30.769	28.479	18.457	26.589	1:44.294 P	
8	24.356	<b>29.030</b>	<b>19.243</b>	28.177	<b>1:40.806</b>	260	2	22.894	27.810	18.051	26.668	1:35.423	286
							3	23.225	27.548	18.143	26.317	1:35.233	282
<b>41 Max CROKER (NSW) (17th)</b>							4	22.767	27.216	18.023	26.355	1:34.361	286
1	31.310	30.302	20.449	27.380	1:49.441 P		5	23.666	28.167	18.791	3:45.966	4:56.590	286
2	<b>22.936</b>	<b>27.833</b>	<b>18.372</b>	<b>26.719</b>	<b>1:35.860</b>	278	6	31.250	28.442	18.091	26.303	1:44.086 P	
3	23.071	27.966	18.494	27.636	1:37.167	286	7	<b>22.581</b>	27.523	17.980	26.241	1:34.325	287
4	23.396	39.527	18.972	6:24.519	7:46.414	281	8	22.631	<b>27.141</b>	17.965	<b>26.210</b>	<b>1:33.947</b>	288
5	34.801	29.180	19.054	27.484	1:50.519 P		9	22.796	27.298	<b>17.895</b>	26.309	1:34.298	287
6	23.443	28.043	18.632	27.239	1:37.357	278	10	22.588	27.255	17.984	26.321	1:34.148	286
7	23.228	28.074	18.601	27.097	1:37.000	281							
<b>44 Will DAVIDSON (NSW) (23th)</b>							<b>61 Arthur SISSIS (SA) (15th)</b>						
1	32.308	29.949	20.175	28.226	1:50.658 P		1	29.761	28.459	18.405	26.678	1:43.303 P	
2	24.566	34.189	20.086	28.363	1:47.204	273	2	23.076	28.033	<b>18.201</b>	<b>26.362</b>	<b>1:35.672</b>	287
3	24.267	29.158	19.346	<b>27.804</b>	1:40.575	275	3	23.191	28.313	18.649	26.638	1:36.791	290
4	24.161	<b>28.774</b>	<b>19.262</b>	27.926	<b>1:40.123</b>	271	4	<b>23.009</b>	<b>27.714</b>	18.221	26.882	1:35.826	284
5	<b>24.066</b>	29.153	20.034	29.626	1:42.879	274	5	23.089	27.895	18.338	26.837	1:36.159	281
6	24.404	29.935	19.419	28.785	1:42.543	271	<b>65 Cru HALLIDAY (NSW) (5th)</b>						
7	24.264	29.799	22.110	28.693	1:44.866	269	1	39.860	33.053	22.510	26.703	2:02.126 P	

*Scott Laing*  
 Chief Time Keeper - Scott Laing

Clerk of Course - Simon Maas



Computime Race Timing Systems Pty Ltd © 1996  
 Licensed to Computime Race Timing Systems  
[www.computime.com.au](http://www.computime.com.au)

COMPUTIME RACE TIMING SYSTEMS PTY LTD



ASBK.COM.AU f t i y

## Official ASBK Test : Phillip Island : February 2 & 3

### KAWASAKI SUPERBIKE

#### Practice 3

Date: 02/02/19  
 Event: P11  
 Weather: Sunny - Temp: 29.6C  
 Track: Dry - Temp: 57.0C


Started at: 13:55:12  
 Laps: 25 Min  
 Starters: 24  
 Printed at: 14:23

#### SPLIT TIMES

Lap	Split 1	Split 2	Split 3	Split 4	Lap Time	Spd	Lap	Split 1	Split 2	Split 3	Split 4	Lap Time	Spd
2	22.705	27.210	<b>17.785</b>	26.255	<b>1:33.955</b>	286	5	23.603	28.124	18.529	27.208	1:37.464	283
3	22.570	<b>27.174</b>	17.969	26.668	1:34.381	288	6	24.464	33.933	20.603	4:28.065	5:47.065	254
4	22.832	27.823	18.729	2:40.949	3:50.333	285	7	43.408	29.711	18.643	28.099	1:59.861 P	
5	36.595	28.358	18.276	26.900	1:50.129 P		8	23.676	29.756	18.595	27.172	1:39.199	280
6	22.782	32.541	18.117	<b>26.243</b>	1:39.683	285	9	23.737	28.154	18.571	27.086	1:37.548	278
7	22.394	27.267	18.123	26.503	1:34.287	288	10	23.821	28.369	<b>18.368</b>	<b>26.955</b>	1:37.513	277
8	<b>22.256</b>	27.656	17.960	26.360	1:34.232	289	<b>92 Patrick LI (VIC) (20th)</b>						
9	22.416	27.310	17.936	26.354	1:34.016	289	1	31.636	30.181	19.190	27.520	1:48.527 P	
10	22.336	27.450	18.013	26.435	1:34.234	288	2	24.028	29.080	18.788	26.956	1:38.852	280
<b>67 Bryan STARING (WA) (7th)</b>							3	23.860	29.416	18.727	<b>26.879</b>	1:38.882	284
1	33.796	29.414	18.686	27.057	1:48.953 P		4	<b>23.468</b>	<b>28.606</b>	<b>18.700</b>	27.117	<b>1:37.891</b>	287
2	22.897	28.231	18.137	26.479	1:35.744	291	<b>168 Glenn SCOTT (NSW) (18th)</b>						
3	22.590	27.479	17.997	26.644	1:34.710	296	1	32.644	29.679	18.552	26.835	1:47.710 P	
4	22.610	27.439	18.047	<b>26.262</b>	1:34.358	291	2	23.126	27.962	18.298	<b>26.541</b>	<b>1:35.927</b>	290
5	23.024	28.210	18.337	6:52.990	8:02.561	296	3	23.203	27.862	<b>18.150</b>	26.921	1:36.136	292
6	32.010	28.596	18.669	26.857	1:46.132 P		4	<b>22.816</b>	27.821	18.325	27.371	1:36.333	293
7	22.600	27.491	18.062	26.318	1:34.471	290	5	22.999	28.101	18.323	27.093	1:36.516	292
8	<b>22.498</b>	<b>27.186</b>	<b>17.949</b>	26.416	<b>1:34.049</b>	289	6	23.056	27.847	18.271	27.063	1:36.237	289
9	22.534	27.780	19.650	28.366	1:38.330	287	7	23.065	31.475	19.096	5:15.128	6:28.764	287
10	23.179	28.019	18.298	26.758	1:36.254	285	8	36.867	28.511	18.828	27.173	1:51.379 P	
11	22.664	27.369	18.001	26.486	1:34.520	286	9	22.983	<b>27.793</b>	18.371	26.906	1:36.053	290
<b>82 Ryan YANKO (QLD) (19th)</b>							10	23.378	27.938	18.231	26.930	1:36.477	290
1	30.629	28.978	18.865	27.221	1:45.693 P		11	22.907	28.179	18.431	27.160	1:36.677	289
2	<b>23.522</b>	29.314	18.421	27.150	1:38.407	285	12	23.204	27.937	18.292	27.126	1:36.559	288
3	23.665	43.313	18.650	27.482	1:53.110	280							
4	23.747	<b>28.109</b>	18.493	27.113	<b>1:37.462</b>	282							

*Scott Laing*  
 Chief Time Keeper - Scott Laing

Clerk of Course - Simon Maas



Computime Race Timing Systems Pty Ltd © 1996  
 Licensed to Computime Race Timing Systems  
[www.computime.com.au](http://www.computime.com.au)

COMPUTIME RACE TIMING SYSTEMS PTY LTD



ASBK.COM.AU f t i y

# Official ASBK Test : Phillip Island : February 2 & 3

## KAWASAKI SUPERBIKE

### Practice 3

Date: 02/02/19  
Event: P11  
Weather: Sunny - Temp: 29.6C  
Track: Dry - Temp: 57.0C



Started at: 13:55:12  
Laps: 25 Min  
Starters: 24  
Printed at: 14:24

### FASTEST LAPS SEQUENCE

Race Time	No	Name	Machine	Fastest Lap	On Lap
1:56.611	28	Aiden WAGNER (QLD)	Yamaha YZF-R1	1:48.491	1
2:09.156	30	Mark CHIODO (VIC)	Honda CBR RR SP	1:46.101	1
2:21.051	82	Ryan YANKO (QLD)	Ducati 1299	1:45.693	1
2:36.355	47	Wayne MAXWELL (VIC)	Suzuki GSX-R EL R	1:44.294	1
2:36.730	61	Arthur SISIS (SA)	Suzuki GSXR RL7	1:43.303	1
3:30.631	28	Aiden WAGNER (QLD)	Yamaha YZF-R1	1:34.020	2
3:32.225	1	Troy HERFOSS (QLD)	Honda CBR RR SP	1:33.817	2
6:48.549	21	Josh WATERS (VIC)	Suzuki GSX-R EL R	1:33.704	3
20:21.607	32	Troy BAYLISS (QLD)	Ducati Panigale FE	1:33.106	7

*Scott Laing*  
Chief Time Keeper - Scott Laing

.....  
Clerk of Course - Simon Maas



Computime Race Timing Systems Pty Ltd © 1996  
Licensed to Computime Race Timing Systems

[www.computime.com.au](http://www.computime.com.au)

COMPUTIME RACE TIMING SYSTEMS PTY LTD



ASBK.COM.AU f t i y

# Official ASBK Test : Phillip Island : February 2 & 3

## KAWASAKI SUPERBIKE

### Practice 3

Date: 02/02/19  
Event: P11  
Weather: Sunny - Temp: 29.6C  
Track: Dry - Temp: 57.0C


Started at: 13:55:12  
Laps: 25 Min  
Starters: 24  
Printed at: 14:24

### BEST PARTIAL TIMES

Pos	Split 1		Split 2		Split 3		Split 4		LAP		Ideal	Fastest
	Name	Time	Name	Time	Name	Time	Name	Time	Name			
1	T. BAYLISS	22.223	T. BAYLISS	27.021	T. BAYLISS	17.724	T. BAYLISS	26.105	T. BAYLISS	1:33.073	1:33.106	
2	C. HALLIDAY	22.256	J. WATERS	27.024	C. HALLIDAY	17.785	T. HERFOSS	26.129	C. HALLIDAY	1:33.458	1:33.955	
3	J. WATERS	22.382	G. ALLERTON	27.085	J. WATERS	17.788	W. MAXWELL	26.210	J. WATERS	1:33.492	1:33.704	
4	D. FALZON	22.409	T. HERFOSS	27.097	T. HERFOSS	17.808	C. HALLIDAY	26.243	T. HERFOSS	1:33.560	1:33.817	
5	B. STARING	22.498	A. WAGNER	27.118	A. WAGNER	17.820	B. STARING	26.262	W. MAXWELL	1:33.827	1:33.947	
6	T. HERFOSS	22.526	W. MAXWELL	27.141	W. MAXWELL	17.895	J. WATERS	26.298	A. WAGNER	1:33.886	1:34.020	
7	M. CHIDO	22.543	C. HALLIDAY	27.174	G. ALLERTON	17.923	A. SISSIS	26.362	B. STARING	1:33.895	1:34.049	
8	A. WAGNER	22.558	B. STARING	27.186	D. FALZON	17.947	A. WAGNER	26.390	D. FALZON	1:33.969	1:34.394	
9	W. MAXWELL	22.581	D. FALZON	27.214	B. STARING	17.949	D. FALZON	26.399	G. ALLERTON	1:34.030	1:34.436	
10	G. ALLERTON	22.620	M. CHIDO	27.365	M. CHIDO	17.987	G. ALLERTON	26.402	M. CHIDO	1:34.567	1:34.720	
11	A. PHILLIS	22.658	S. FROST	27.403	T. COLLINS	18.079	T. COLLINS	26.443	A. PHILLIS	1:34.809	1:34.933	
12	T. COLLINS	22.674	A. PHILLIS	27.456	G. SCOTT	18.150	A. PHILLIS	26.480	T. COLLINS	1:34.865	1:35.153	
13	M. JONES	22.753	L. EPIS	27.547	A. SISSIS	18.201	S. FROST	26.525	S. FROST	1:34.941	1:35.339	
14	S. FROST	22.786	T. COLLINS	27.669	M. JONES	18.210	M. JONES	26.536	M. JONES	1:35.215	1:35.638	
15	G. SCOTT	22.816	A. SISSIS	27.714	A. PHILLIS	18.215	G. SCOTT	26.541	A. SISSIS	1:35.286	1:35.672	
16	M. CROKER	22.936	M. JONES	27.716	S. FROST	18.227	M. CHIDO	26.672	G. SCOTT	1:35.300	1:35.927	
17	L. EPIS	22.962	G. SCOTT	27.793	L. EPIS	18.332	M. CROKER	26.719	L. EPIS	1:35.793	1:35.793	
18	A. SISSIS	23.009	M. CROKER	27.833	R. YANKO	18.368	P. LI	26.879	M. CROKER	1:35.860	1:35.860	
19	P. LI	23.468	R. YANKO	28.109	M. CROKER	18.372	L. EPIS	26.952	R. YANKO	1:36.942	1:37.462	
20	P. CZAJ	23.471	P. LI	28.606	P. CZAJ	18.654	R. YANKO	26.955	P. LI	1:37.653	1:37.891	
21	R. YANKO	23.510	P. CZAJ	28.609	P. LI	18.700	P. CZAJ	27.490	P. CZAJ	1:38.224	1:38.295	
22	W. DAVIDSON	24.066	W. DAVIDSON	28.774	H. GRIFFIN	19.041	W. DAVIDSON	27.804	W. DAVIDSON	1:39.906	1:40.123	
23	H. GRIFFIN	24.172	H. GRIFFIN	28.905	M. CLARK	19.243	M. CLARK	27.890	H. GRIFFIN	1:40.025	1:40.025	
24	M. CLARK	24.292	M. CLARK	29.030	W. DAVIDSON	19.262	H. GRIFFIN	27.907	M. CLARK	1:40.455	1:40.806	

*Scott Laing*  
Chief Time Keeper - Scott Laing

Clerk of Course - Simon Maas



Computime Race Timing Systems Pty Ltd © 1996  
Licensed to Computime Race Timing Systems  
[www.computime.com.au](http://www.computime.com.au)

COMPUTIME RACE TIMING SYSTEMS PTY LTD